

Form Input Attributes

(別怕! 跟著做你就會!)

shuhtai@uch.edu.tw

學習如何學習！

1

1 2

1 2 3

.....

1 2 3 4 5 6 7 8 9 10

金字塔念書法



圖片來源: Google 圖片

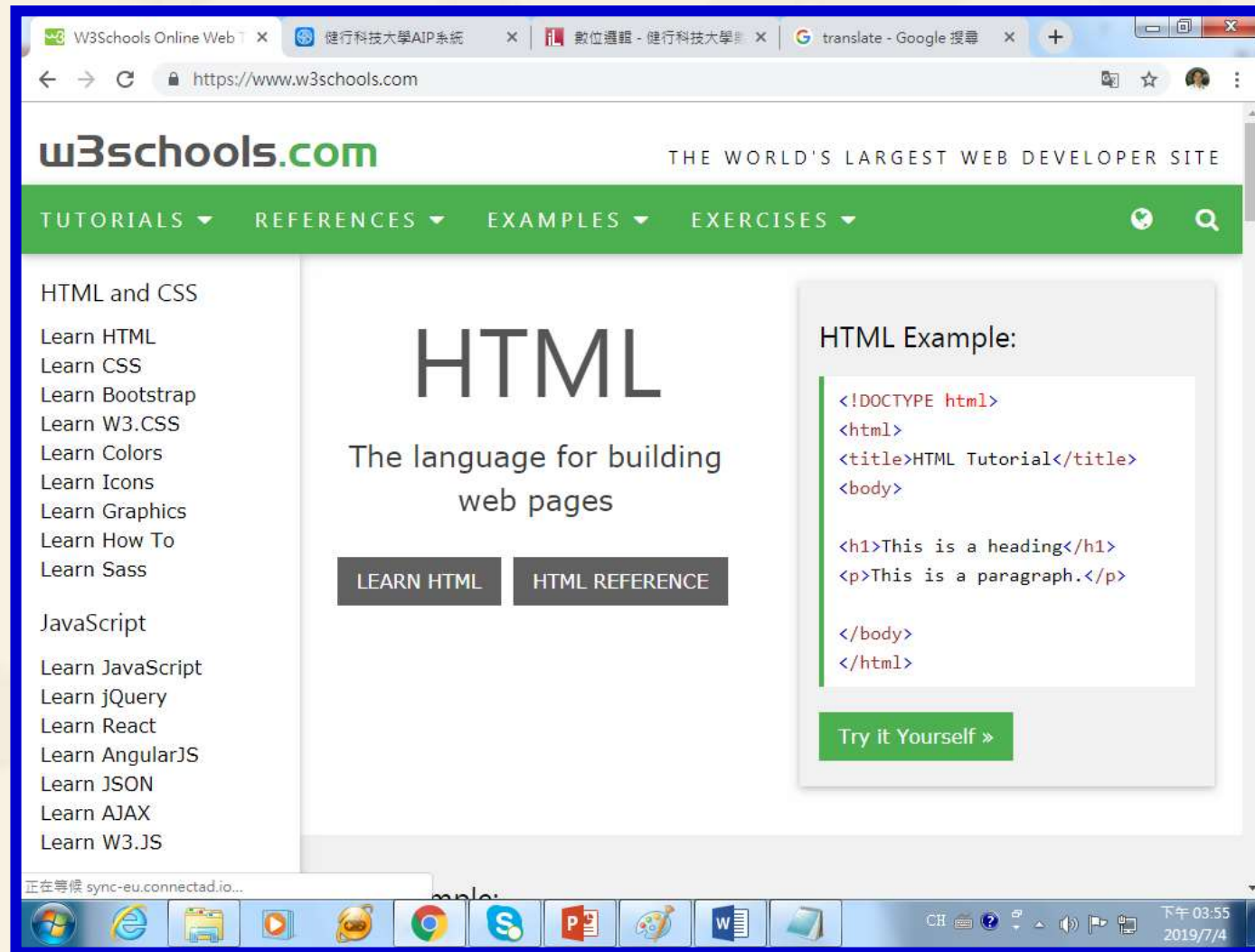
如果一本書有10個章節！先看第1章，在看第2章之前再把第1章看一遍，在看第3章之前再把第1, 2章看一遍，.....，等看到第10章的時候，第1, 2, 3, 4章恐怕已經背起來了！我稱這種念書法為金字塔念書法，今天開始照著做，明年的妳/你肯定不一樣！

所有的考卷都可以考100分，是我們自己錯過了！

學習秘訣=發問+練習

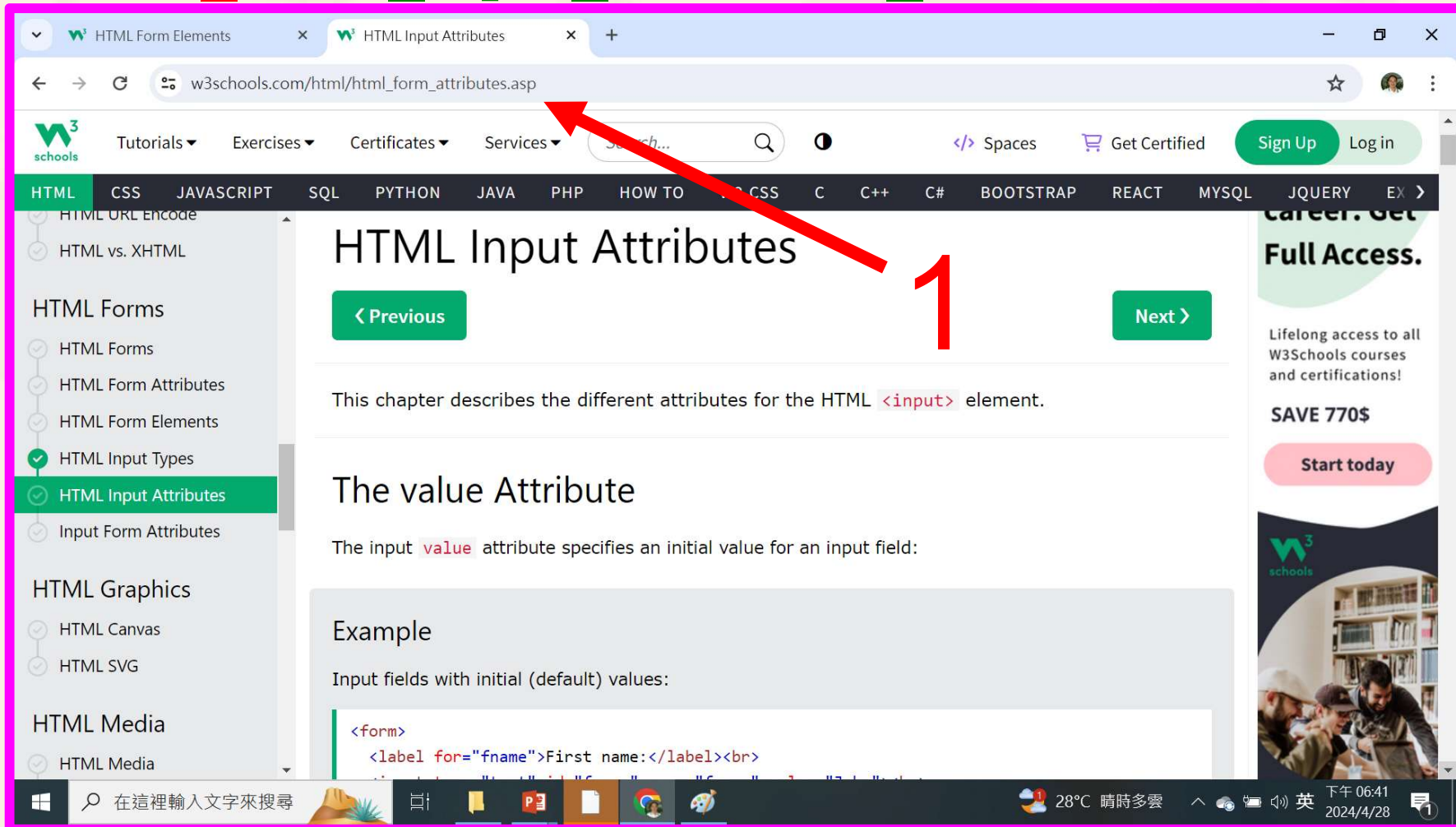
考卷發下去，時間到了收回來，如果沒有考到100分，這很正常。重點來了，不會的可以問，問完了練習，準備好了考卷再發下去。第二次還是沒有考到100分，這也很正常。沒關係，再來一次，不會的可以問，問完了練習，準備好了考卷第三次再發下去，.....，考到第N次如果還是沒有考到100分。沒關係，再來，不會的可以問，問完了練習，N+1次、N+2次、.....，你們都很聰明，知道我在說什麼，到最後考卷一定可以考100分！看懂了妳/你就會知道，原來學習的秘訣就是發問和練習！今天開始不懂就問，問完了練習，明年的妳/你肯定不一樣！

參考資料



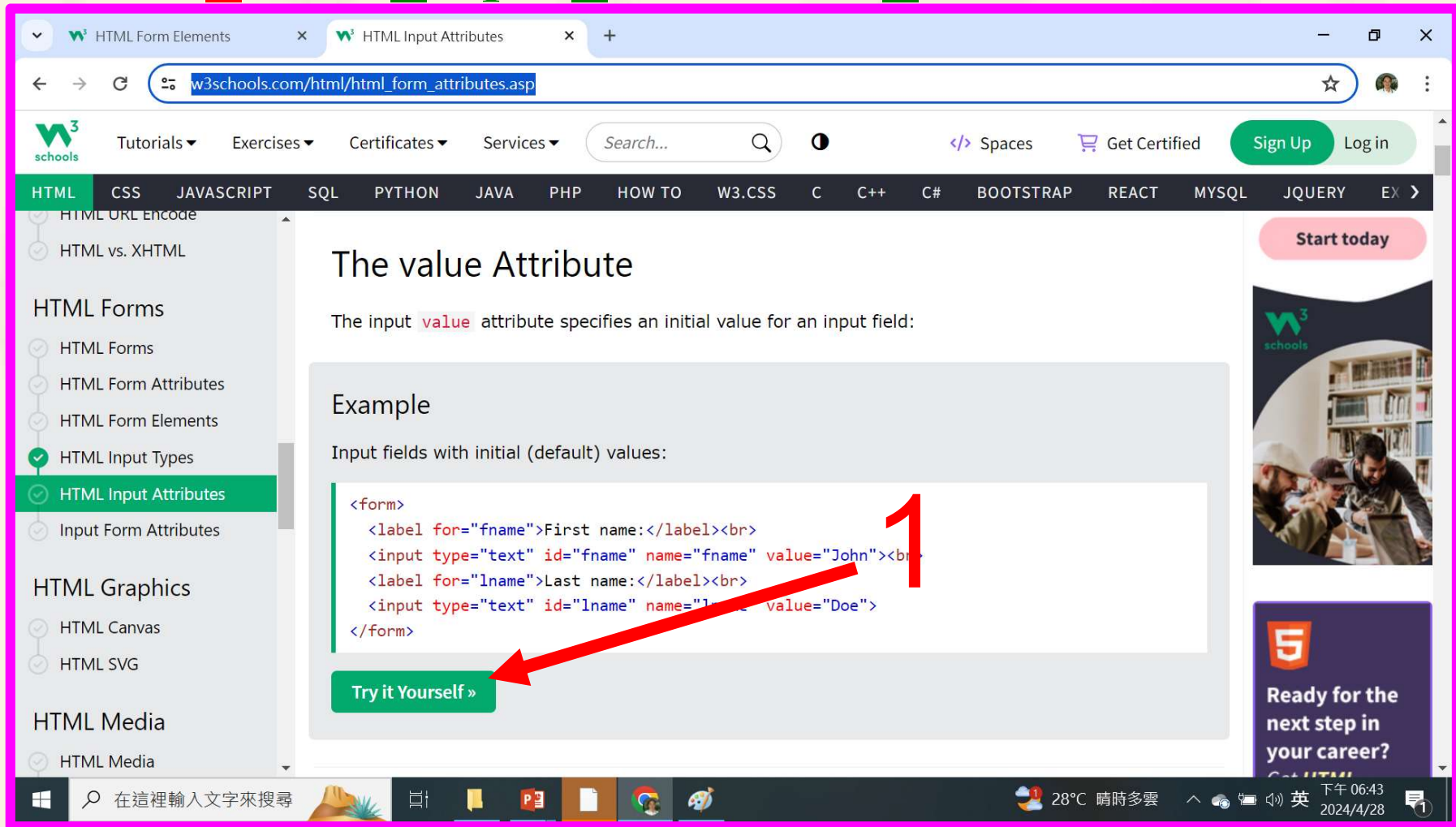
Sources: www.w3schools.com

Lab030_Form_Input_Attributes_Tutorial HTML 1/4



1. 瀏覽https://www.w3schools.com/html/html_form_attributes.asp網頁。

Lab030_Form_Input_Attributes_Tutorial HTML 2/4



1. 點選Try it...自學 `<... value="...">` Attribute。

Lab030_Form_Input_Attributes_Tutorial HTML 3/4

The screenshot shows a web browser window with the URL `w3schools.com/html/html_form_attributes.asp`. The page title is "The readonly Attribute". The main content explains that the `readonly` attribute specifies that an input field is read-only and that its value will be sent when submitting the form. An "Example" section shows the following HTML code:

```
<form>  
  <label for="fname">First name:</label><br>  
  <input type="text" id="fname" name="fname" value="John" readonly><br>  
  <label for="lname">Last name:</label><br>  
  <input type="text" id="lname" name="lname" value="Doe">  
</form>
```

A red arrow points to the `readonly` attribute in the code, with a large red number "1" next to it. The browser's taskbar at the bottom shows the date and time as 2024/4/28, 06:45.

1. 點選Try it...自學 `<... readonly>` Attribute 。

Lab030_Form_Input_Attributes_Tutorial HTML 4/4

HTML Form Elements

w3schools.com/html/html_form_attributes.asp

HTML CSS JAVASCRIPT SQL PYTHON JAVA PHP HOW TO W3.CSS C C++ C# BOOTSTRAP REACT MYSQL JQUERY

The disabled Attribute

The input `disabled` attribute specifies that an input field should be disabled.

A disabled input field is unusable and un-clickable.

The value of a disabled input field will not be sent when submitting the form!

Example

A disabled input field:

```
<form>  
<label for="fname">First name:</label><br>  
<input type="text" id="fname" name="fname" value="John" disabled><br>  
<label for="lname">Last name:</label><br>  
<input type="text" id="lname" name="lname" value="Doe">  
</form>
```

Try it Yourself

Build your career. Get Full Access.

Lifelong access to all W3Schools courses and certifications!

SAVE 770\$

Start today

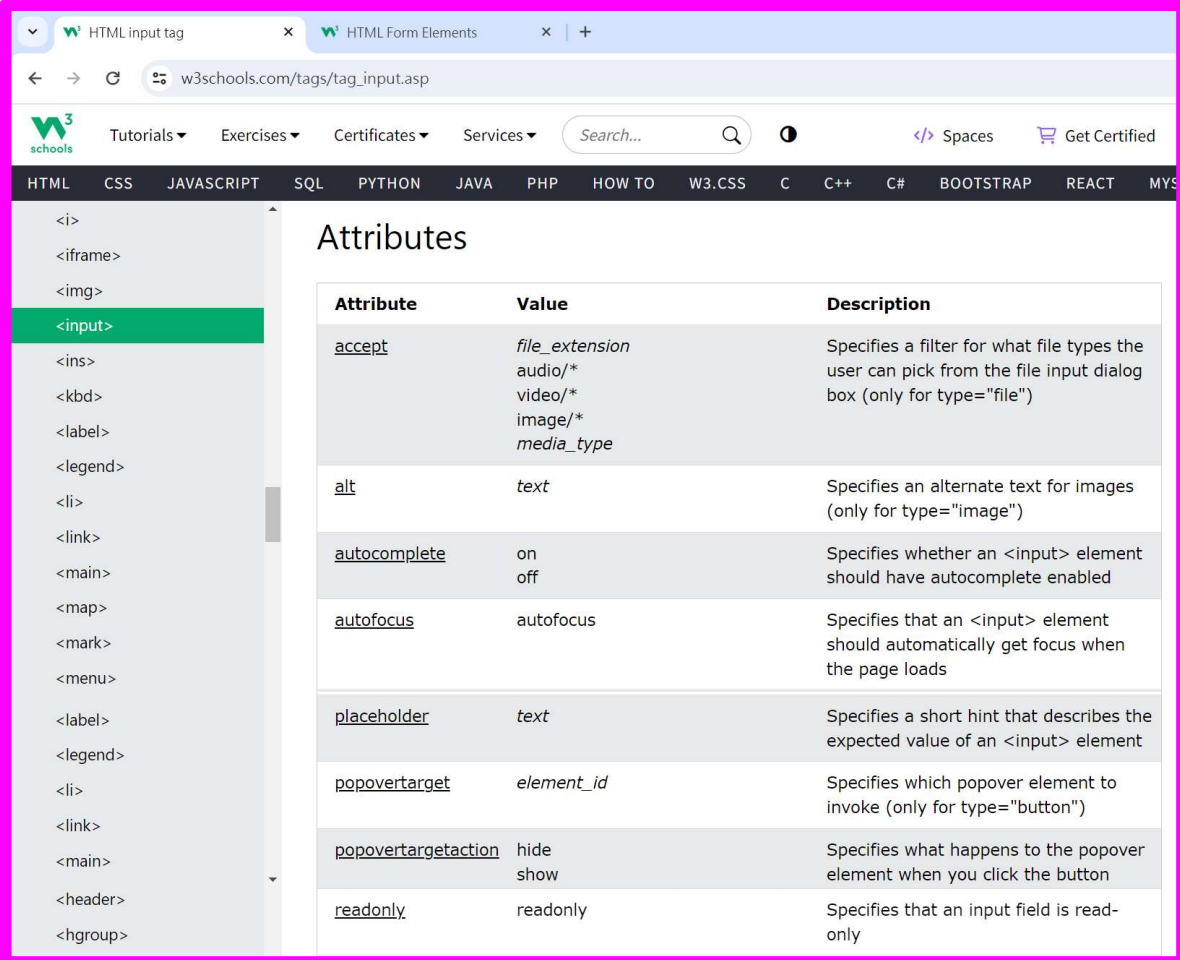
Sharon Lu 盧怡秀 [家人]
今天慶祝婆婆83歲生日, 家...

28°C 晴時多雲 下午 06:48 2024/4/28

1. 點選Try it...自學 `<... disabled>` Attribute。

Lab030_驗收規範

使用至少10個
Input Attribute
製作網頁(可以
分散在數個
input Tag內)後
請教師在您的
座位驗收並簽
名加分



Attribute	Value	Description
<u>accept</u>	file_extension audio/* video/* image/* media_type	Specifies a filter for what file types the user can pick from the file input dialog box (only for type="file")
<u>alt</u>	text	Specifies an alternate text for images (only for type="image")
<u>autocomplete</u>	on off	Specifies whether an <input> element should have autocomplete enabled
<u>autofocus</u>	autofocus	Specifies that an <input> element should automatically get focus when the page loads
<u>placeholder</u>	text	Specifies a short hint that describes the expected value of an <input> element
<u>popovertarget</u>	element_id	Specifies which popover element to invoke (only for type="button")
<u>popovertargetaction</u>	hide show	Specifies what happens to the popover element when you click the button
<u>readonly</u>	readonly	Specifies that an input field is read-only

每一位學生至少都要用自己的電腦做一次Lab030!

養成良好的工作態度

- 離開實驗室時請整理自己的工作座位，為自己的工作態度加分：
 - (1)滑鼠鍵盤歸位 (2)電腦關機 (3)螢幕關閉電源 (4)椅背靠妥 (5)個人責任區(工作座位及週邊範圍)應整潔，不遺留垃圾紙屑等。

